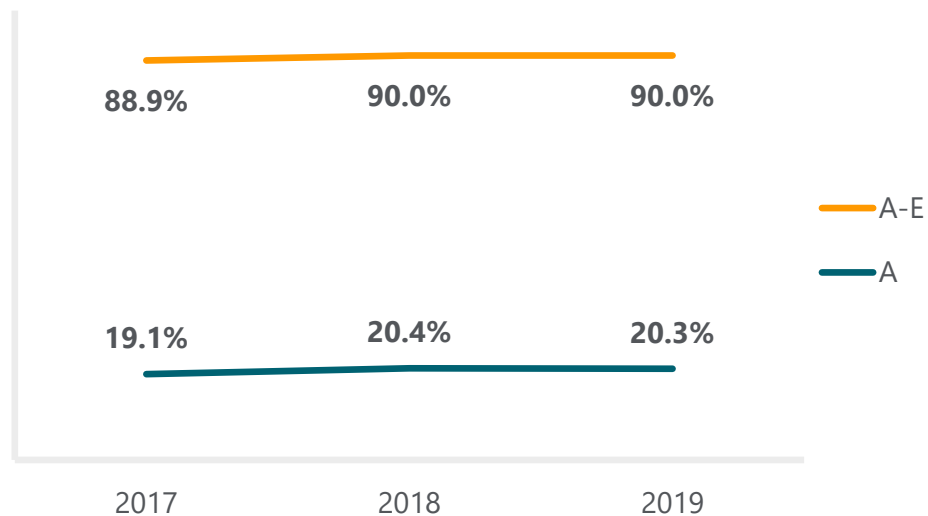
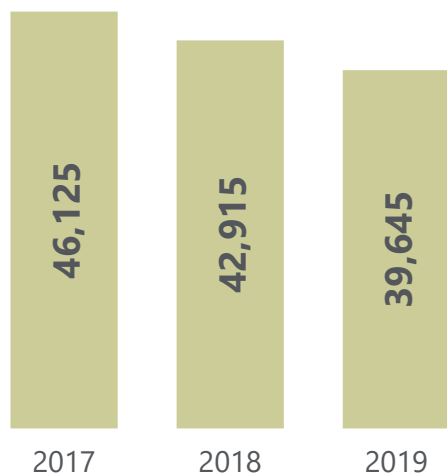


Canlyniadau haf UG yng Nghymru – 2019


Canlyniadau cyffredinol



Cyfanswm y dyfarniadau UG dros amser



Canlyniadau 2019 yn ôl rhyw



Safon UG yng Nghymru

Pwnc UG	A (%)			A-E (%)		
	2017	2018	2019	2017	2018	2019
Addysg Gorfforol	10.1	11.5	9.1	88.1	89.6	88.9
Almaeneg	28.5	27.6	43.5	98.4	93.9	100.0
Astudiaethau Crefyddol	18.8	17.1	17.9	92.1	92.5	92.1
Astudio'r Cyfryngau	9.4	11.1	10.4	94.0	95.0	96.5
Bioleg	20.4	20.7	20.8	85.7	86.7	86.4
Busnes	9.6	10.6	11.5	86.3	89.4	91.6
Celf a Dylunio	20.2	20.9	21.2	96.1	96.6	96.6
Cemeg	25.7	25.1	24.4	87.8	88.4	87.2
Cerddoriaeth	14.8	17.2	14.4	94.9	93.3	95.9
Cyfrifiadureg	11.9	13.1	14.3	81.4	84.6	85.6
Cymdeithaseg	16.5	17.3	16.8	88.5	87.7	89.1
Cymraeg Ail Iaith	16.5	14.6	13.2	93.7	89.0	90.5
Cymraeg Iaith Gyntaf	21.4	22.4	22.8	99.6	100.0	100.0
Daearyddiaeth	20.4	21.8	22.4	88.3	90.3	91.1
Drama a Theatr	15.0	17.3	18.5	98.8	99.3	98.9
Dylunio a Thechnoleg	6.0	7.8	9.6	82.7	85.6	86.1
Economeg	19.8	25.2	19.8	86.0	86.6	89.4
Ffiseg	25.1	25.3	25.4	84.1	87.1	86.3
Ffrangeg	27.1	28.2	32.8	93.1	92.9	95.8
Hanes	17.7	16.3	17.0	95.8	95.0	95.4
Iaith a Llenyddiaeth Saesneg	12.6	10.0	13.2	97.5	96.0	96.6
Llenyddiaeth Saesneg	13.0	15.4	16.4	97.0	96.9	97.8
Llywodraeth a Gwleidyddiaeth	19.1	18.4	20.3	88.5	91.5	91.3
Mathemateg	30.5	34.4	33.0	83.2	86.9	87.2
Mathemateg Bellach	49.7	52.1	62.8	91.2	93.2	93.0
Saesneg Iaith	11.3	13.0	13.2	96.2	98.3	98.6
Sbaeneg	24.6	28.6	25.3	94.4	91.8	95.2
Seicoleg	12.2	15.2	14.7	84.0	86.7	85.9
Y Gyfraith	15.8	17.4	13.6	84.6	84.0	81.7